

st. cloud window

SCW3000 Series



Product

- Frame depth 3", 4", and 5"
- Nominal 0.10" wall thickness
- AW-PGI00
- STC 31-42
- OITC 24-35
- U-Value 0.25-0.37

Configuration

- Casement
- Awning
- Hopper
- Fixed
- Fixed Simulated hung
- Tilt-Turn

Applications

- All purpose
- Acoustic
- Historic
- Impact



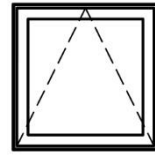
st. cloud window

390 Industrial Blvd, Sauk Rapids, MN 56379
800.393.9311 www.stcloudwindow.com

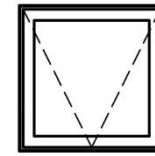
Features

- Frame depth 3", 4", and 5" options
- Nominal 0.10" wall thickness
- 6063-T6 Aluminum alloy
- Thermal barrier: PA-66 Insulbar structural strut
- Weather stripping: Integral 5-fin 100% woven pile for minimal air infiltration
- Integral 100% woven pile weather stripping for minimal air infiltration
- Extruded aluminum corner keys provide joint strength and alignment
- Integral weep system for superior water penetration resistance
- High performance 70% Kynar (AAMA 2605) paint, Class I anodized finishes
- Vertical or horizontal mullion options to meet design specifications and for added strength
- Exterior profiles customized for specific historic requirements

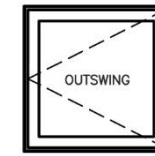
3010 AWNING



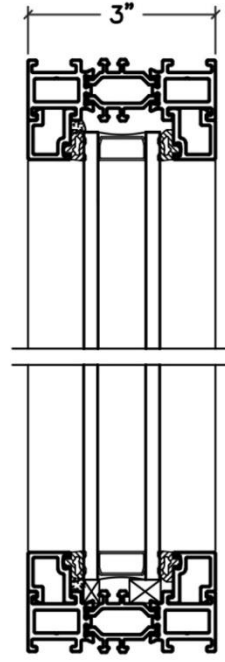
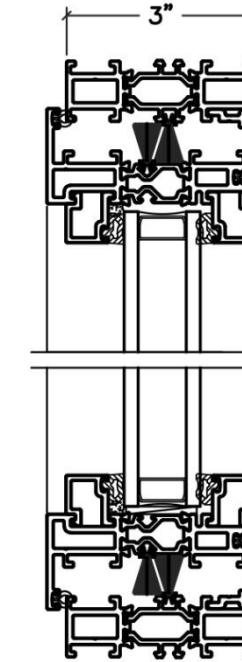
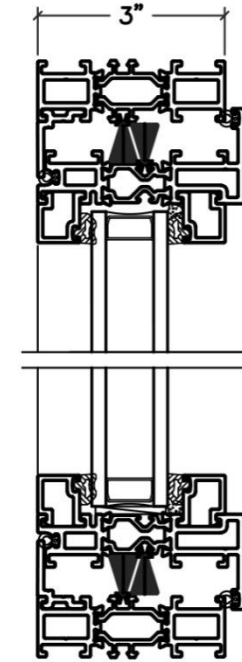
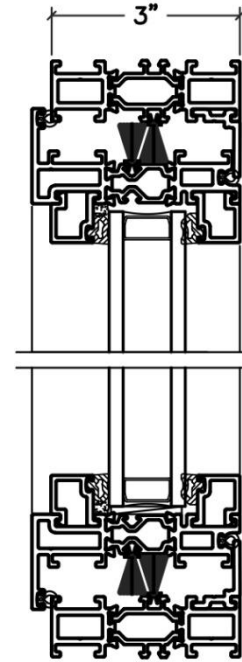
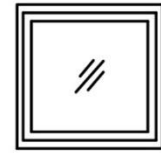
3030 HOPPER



3010 CASEMENT

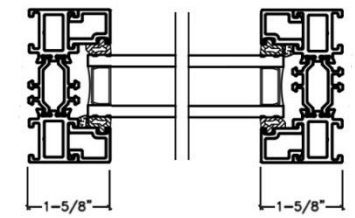
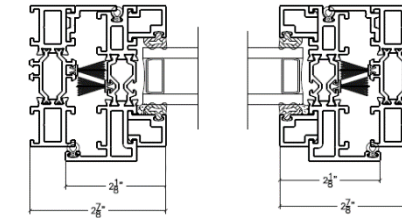
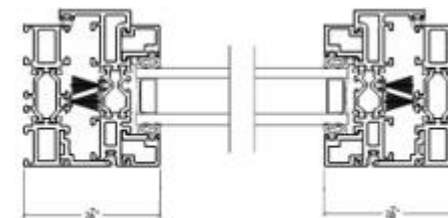
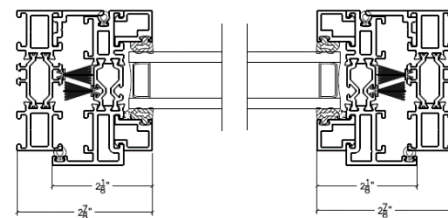


3060 FIXED



Glazing

- 1" - 1.5" overall thick IG glass, factory glazed
- Glazing pocket adjust for 1/4", 3/8", 1/2" or 3/4" glazing options



Performance Data

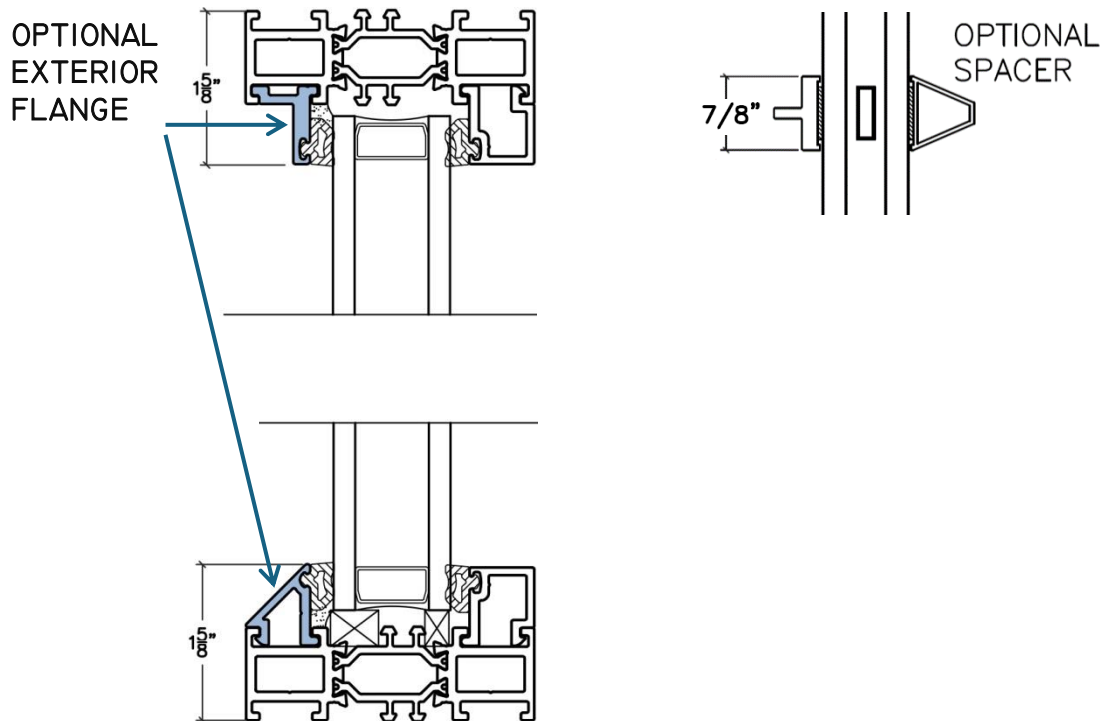
SCW3000	Thermal		Acoustic		Air Infiltration at 6.24 lbf/ft ²	Water Penetration	Structural Load Pressure	Condensation		Forced Entry Rating	FGIA Rating	Test Size
	U Value	SHGC	STC	OITC				CR	CRF			
3010 Awning	.32 - .37	.13 - .29	34-41	26-34	.04 cfm/ft ²	15 psf	±150.3 psf	47-52		Grade 10	AW-PG100	60" x 36"
3030 Hopper	.32 - .37	.13 - .29	33-42	26-35	TBD	15 psf	±150.3 psf	47-52		Grade 10	AW-PG100	36" x 60"
3010 Casement	.32 - .37	.13 - .29	33-42	26-35	.04 cfm/ft ²	15 psf	±135 psf	48-55		Grade 10	AW-PG90	36" x 60"
3060 Fixed	.25 - .31	.16 - .36	31-41	24-34	< .01 cfm/ft ²	15 psf	±150.3 psf	46-51		Grade 10	AW-PG100	60" x 99"
3060-A4 Fixed Offset	.25 - .31	.16 - .36	31-41	24-34	< .01 cfm/ft ²	15 psf	±150.3 psf	46-51		Grade 10	AW-PG100	60" x 99"

SCW3000 Series

Optional Features

- **Profiles:** Exterior panning in custom shapes, interior trims, and mullions
- **Glazing:** High performance, double, and triple insulated glass as well as tints, low-e, tempered, and laminated options
- **Finish:** Anodized or high-performance paint finishes, unlimited colors, dual/split colors and finishes
- **Accessories:** Simulated divided lite muntin grids, and removable interior screens
- **Hardware:** Hinge, lock, and operator options

Additional option details available at: www.stcloudwindow.com/products



st. cloud window

390 Industrial Blvd, Sauk Rapids, MN 56379
800.393.9311 www.stcloudwindow.com